



Ballerina Bun



Create a stylish ballerina bun!


Have you ever noticed that ballerinas wear their hair pinned up in buns? With these easy tips, you can try a ballerina hairdo, too!

What you need


Medium-length to long hair



A ponytail holder



Bobby pins

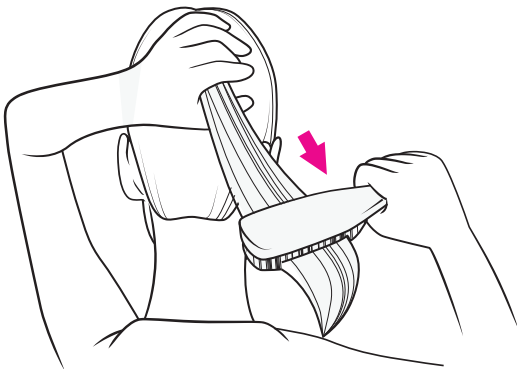


A hairbrush

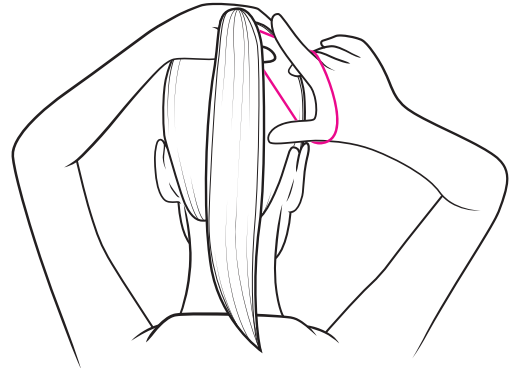


How To Do It

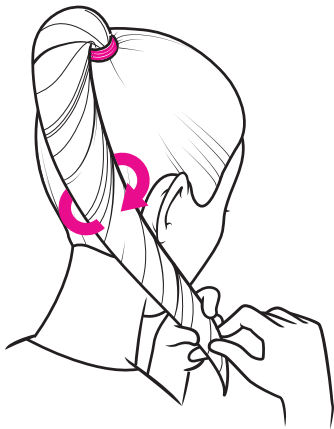
1. Brush your hair out smoothly.



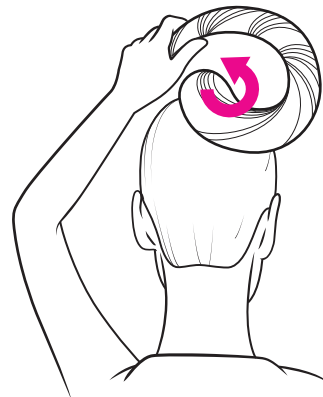
2. Gather it into a high ponytail. Secure it with an elastic ponytail holder.



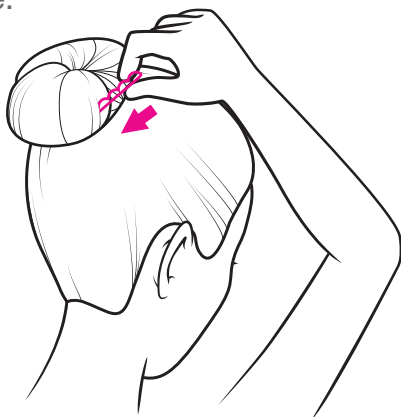
3. Twist the ponytail into a long coil.



4. Wind the coil around the base of your ponytail to form a bun.



5. Use bobby pins to hold the bun in place.



6. Need help? Ask a grownup!

